

VIA Design & Business

AP Degree in Design, Technology & Business

Admissions Assignment

Study Start: September 2021

Fashion Design

Dear student

Your admission to VIA Design & Business started when you submitted your application to www.optagelse.dk and you are now ready for the next step in the admissions process. Three more steps in the admissions process must be completed before we can inform you whether you have been admitted to the AP Degree Programme in Design, Technology & Business.

STEP 1 – Admissions assignment

STEP 2 – Interview (if a personal or Skype interview is required, you will be invited)

STEP 3 – Selection

Selection process:

- If your admissions assignment qualifies you for admission, you may be admitted to the course programme without a personal interview.
- If we consider your admissions assignment to have potential, but we need clarification of certain aspects of your assignment, you will be invited to a personal interview.
- If your admissions assignment does not qualify you for admission, you will be notified that your application for admission has been rejected.

Important deadlines

Week 12

You will receive an e-mail from VIA with information about how to hand in your admissions assignment. Your admissions assignment must be uploaded to WISEflow. We use WISEflow for digital hand-in of exams, assignments, etc. You will receive a link from WISEflow to activate your user profile. When we communicate with you by e-mail, we will use the e-mail address stated in your application for admission. Remember to check your spam filter in case you do not receive any e-mail from us.

12 April 2021 at 12:00 AM

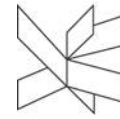
Deadline for uploading your admissions assignment to WISEflow.

Week 21-22

You may be called in for a personal interview.

28 July 2021

Information regarding your admission will be available on nemStudie.



Practical information

The admissions assignment as well as any extra material must be uploaded to WISEflow.

All your documents MUST be in one PDF-file. Handing in individual pages may lead to rejection of your admissions assignment.

If you apply for admission to two speciality programmes, you must upload an admissions assignment for both speciality programmes in WISEflow.

Admissions process

STEP 1 – Admissions assignment

As a fashion design assistant in the fashion and lifestyle industry, you will often be part of a creative team developing new collections where you should work with trend research, inspiration and design tasks. You should also prepare technical documentation as well as comment on the products. Therefore, product knowledge and knowledge about sustainable materials is important. Skills in new technology like 3D design will also be part of your work tools.

Your admissions material must demonstrate your fashion design potential and will be assessed based on your understanding of form, material and colour as well as your creative ideas and your analytical skills.

The admissions assignment must help illustrate your basic competences and should not be considered a test with only one answer.

You must complete four assignments as part of the admissions process.

Please number your assignments from 1 to 4 in the top right-hand corner.

All material must be uploaded as one PDF-file.

Please make sure that your drawings are clearly visible when scanned.

Assignment 1

Prepare your CV. Include a recent photo of yourself and, preferably, use a creative layout.
Length: One page.

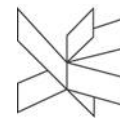
Assignment 2

Choose two clothing items from your own wardrobe and take photos of the items.

Prepare sketches of both clothing items from the front and back.

Your sketches will show your ability to reproduce form, proportions, details and material texture, if any. Please include both photos and sketches.

Length: Max. four pages.



Assignment 3

Choose one of the two inspiration photos to work with:

Photo 1




Photo 2



Based on the forms, textures and colours in the inspiration photo chosen, you should design a minimum of three outfits. This means you should draw three models dressed in the outfits you design. Include key words that describe your choice of material for the three outfits. Please also include a colour card for your collection. You may use a photo to illustrate your collection as well.

To document the idea generation process from photo to finished designs, you should include sketches (of your three outfits) from the beginning of the design process to the end of the design process. You should include a maximum of eight pages.

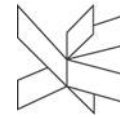
Assignment 4

Motivation for applying for admission to the course programme

Tell a bit about yourself and your interest in fashion design. How did you find the course programme, and how did you prepare for applying to the Fashion Design speciality programme. What are your plans for the future and what kind of job would you like to have.

Please prepare a moodboard with pictures supporting your motivation for applying to the speciality programme.

The max. length of assignment 4 is one page in A4 format of 2,400 typing units (including spacing). Assignment 4 must be in English.



STEP 2 - Personal interview

The personal interview has a duration of 20 minutes: 5 minutes for your presentation and 15 minutes for motivational interview, dialogue and Q&As.

- **Presentation of admissions assignment**
Please bring your admissions assignment and present it.
- **Your motivation for applying for admission to the AP Degree Programme in Design, Technology & Business and the fashion design speciality programme**
Please account for your choice of speciality programme, your future plans and your level of ambition.

STEP 3 - Selection

The final selection is based on an overall assessment of the admissions assignment and the interview.

We will inform you of whether you have been admitted to the AP Degree Programme in Design, Technology & Business on nemStudie.

Have fun preparing your admissions assignment.